

NEED HELP?
VISIT [SUPPORT.GANTRI.COM](https://support.gantri.com)

Assemble your

Cantilever Wall Light

NEED HELP?
VISIT [SUPPORT.GANTRI.COM](https://support.gantri.com)

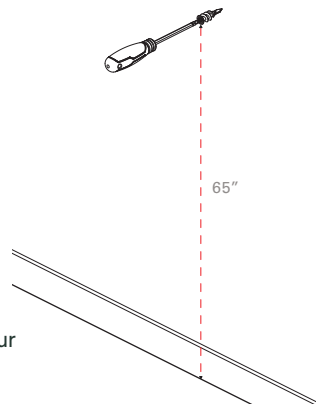
Assemble your

Cantilever Wall Light

1

Position

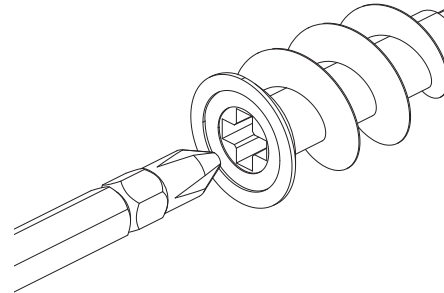
Position the anchor on your wall with a screwdriver.



2

Set

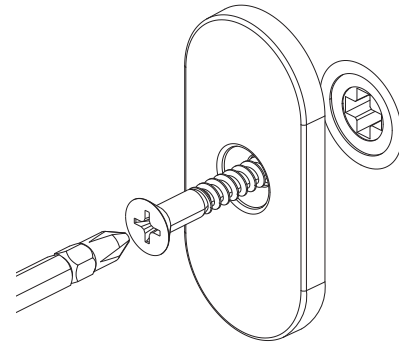
Use screwdriver to set anchor into the wall.



3

Install

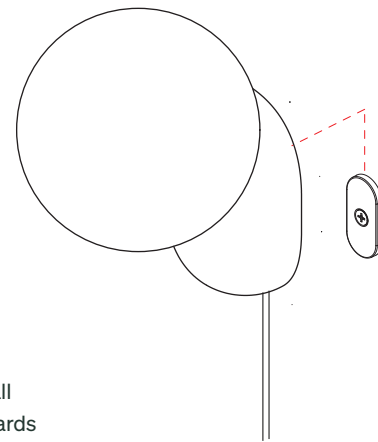
Insert screw through the mount, and use a screwdriver to fasten wall mount into anchor.



4

Mount

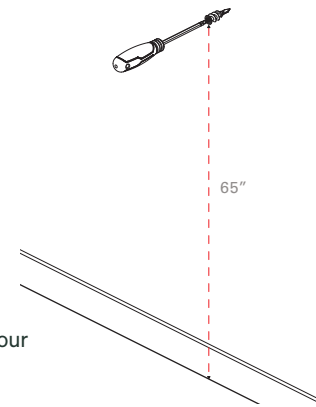
Place the light over the wall mount and slide it downwards until it's secure.



1

Position

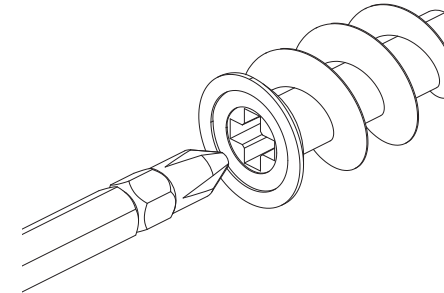
Position the anchor on your wall with a screwdriver.



2

Set

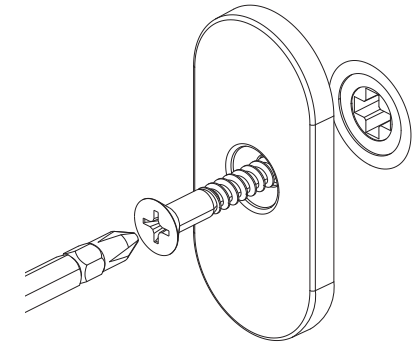
Use screwdriver to set anchor into the wall.



3

Align

Insert screw through the mount, and use a screwdriver to fasten wall mount into anchor.



4

Mount

Place the light over the wall mount and slide it downwards until it's secure.

